

AMTEC

FEEDING MACHINE AMFEED-Q



- High quality
- Ergonomic small piece feeding
- Adjustable spreading tension per program
- Touchscreen panel
- One or two lane feeding



Spreading brushes and knife in suctionbox



- Manual feeding with feeding beam



- Maintenance free guiding of feeding beam



- Easy to remove sheets out of suctionbox




- High quality clamps



Multilane manual feeding onto belts with vacuumbox



- Simple drive



- Accurate counting position of clamps

Standard Features

- Suction under feeding bed
- Stretch conveyor
- Multilane small pieces feeding
- Automatic speed synchronisation with the ironer
- Touchscreen panel
- 100 free programmable programs
- Adjustable spreading tension per program

- Inlet rollers above the suctionbox
- Preparation for M.I.S
- Stainless steel guiding plate under clipping stations
- Photocells face down
- Acoustical warning alarm

Optional

- Working width up to 4100mm
- Small piece unit
- Spreading brushes on feeding nose
- Adjustable vacuum suction box
- Feeding bed speed reduction
- Leading edge treatment
- Rear edge treatment
- Direct feeding into the ironer
- Ironer protection
- Inspection light in front of machine
- Bag for small pieces
- Stain and tears
- Automatic ironer speed control from feeder
- Laser position line on feeding bed
- Lifting device
- Automatic 1 or 2 lane feeding
- Spareparts kit
- Special colour
- Other options on request

Specifications

Electrical

- Voltage :3x 400V+N+PE / 50Hz
- Power :3,5-7kW, Fuses 16A*

Pneumatic

- Pressure :6 -10 Bar
- Consumption :12.000NI/1000 sheets
- Connection :3/8" (1/2" tube)

Miscellaneous

- Noise level :75dBA
- Speed : 8 up to 40 m/min

Production Materials

Sheets

- Sheets, table linen, draw sheets, etc.
- Max. size 1 lane :3,3m x working width
- Min. size 1 lane :0,9m x 0,9m

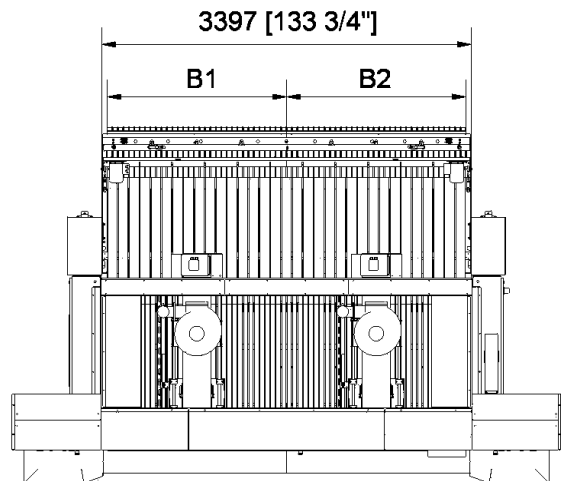
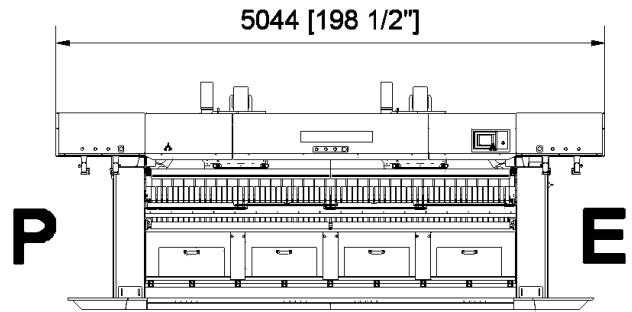
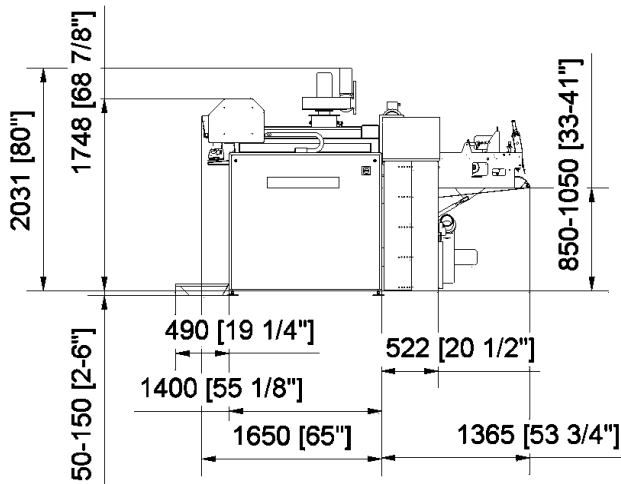
Small pieces

- Max. size multilane :3,3m x lane width
- Min. size multilane :0,4m x 0,25m

*value is depending on options and program

AMTEC

FEEDING MACHINE AMFEED-Q



Working width	A	B1	B2	B3	
2 lane	3000 [118 1/8"]	3100 [122"]	1500 [59"]	1500 [59"]	
	3200 [126"]	3250 [128"]	1575 [62"]	1575 [62"]	
	3300 [130"]	3400 [133 7/8"]	1650 [65"]	1650 [62"]	
3 lane	3000 [118 1/8"]	3100 [122"]	975 [38 3/8"]	1050 [41 3/8"]	975 [38 3/8"]
	3200 [126"]	3250 [128"]	1050 [41 3/8"]	1050 [41 3/8"]	1050 [41 3/8"]
	3300 [130"]	3400 [133 7/8"]	1125 [44 1/4"]	1050 [41 3/8"]	1125 [44 1/4"]



AMTEC Wäschereimaschinen GmbH & CO.KG
 Wannenäckerstraße 53 D-74078 Heilbronn
 P.O.Box 2565 D-74015 Heilbronn
 Telefon +49 7131 298 0 Telefax +49 7131 23051

Productdevelopment / Service
 Meerwijkweg 50 NL-5236BP 's Hertogenbosch
 Telefon +31 73 644 4233 Telefax +31 73 644 0756

We reserve the right to modify this product or specifications without prior notice.